

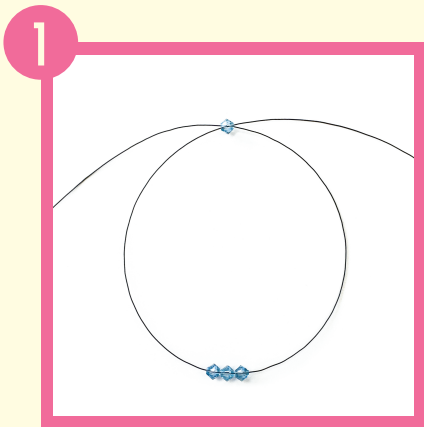


THE BEAD GALLERY

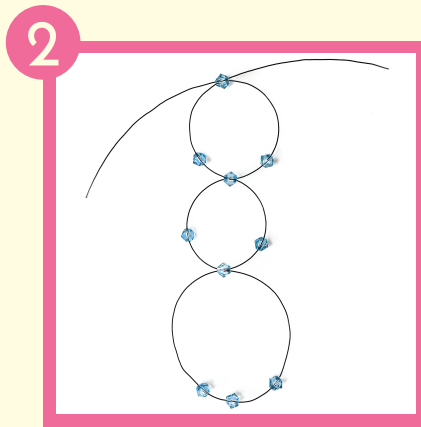
live.love.create

CRYSTAL BALL

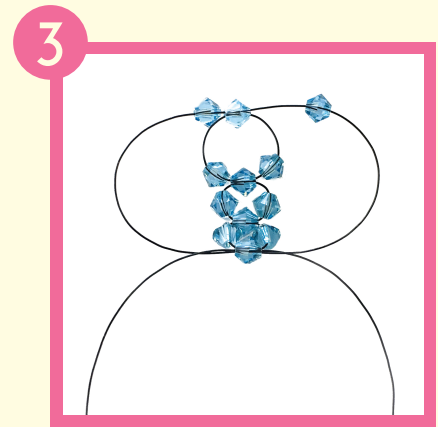
SUPPLIES: .010 Supplemax or clear line - 1 foot | 4mm bicone crystals - 12 pcs.




1
Cut 1 foot of .010 clear line.
String on three beads and
cross through the 4th.



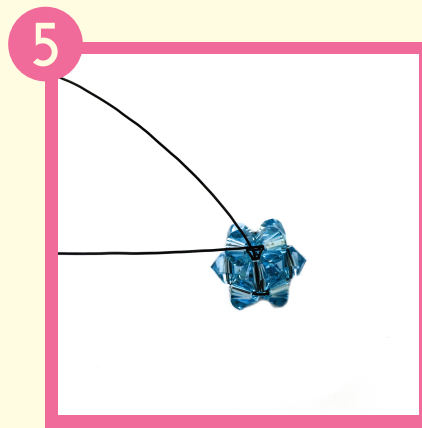
2
String on two more beads and
cross through the 7th. Repeat
one more time, crossing
through the 10th bead.



3
String on the 11th and 12th
beads and cross through the
1st bead.



4
Pull all the slack out of the
string and this will close up
the ball.



5
Push one end through the
beads until it meets up with
the other. Tie a square knot to
end, hide your tails and cut the
excess. Reinforcing is optional.

VIDEO INSTRUCTIONAL: <http://tbg.tips/ball>